



24" x 24" x 1" Modular Tiles

15-Year Warranty

Sound and Shock Absorbent

**Install Directly over
Newly Cured Concrete**

Slip Resistant, Wet or Dry

**Extremely Durable and
Long Lasting**

Custom Colors and Logos

Install Indoors or Outdoors

Meets ADA Standards


Made in the USA

ELITE TILE™

Superior flooring performance designed for heavy equipment or free weight areas



SpOrtsBuilders
The Name for Sports Facilities and Accessories



ELITE TILE™


Superior flooring performance designed for heavy equipment or free weight areas

Performance tiles are installed using a unique mechanical fastening system. Tough nylon dowel rods securely lock the tiles together, requiring no adhesives.


EliteTile is ideal for application in heavy equipment or free-weight areas. The 1" footed tiles are engineered to provide superior cushioning, support, and durability, while surpassing the noise and shock absorption properties of any other fitness floor. EliteTile is one of the few products available that can stand up to constant abuse of heavy weights being dropped directly on the floor without denting, tearing. In the most demanding applications, where other flooring products have failed, EliteTile has performed year after year!

Designed with a patented "Elite" wear layer to provide unlimited design versatility, EliteTiles offer a dimensional design solution for any fitness facility or club interior. Whether applied in combination with other rolls and tiles or paired with another fitness surfacing option, EliteTile contributes to the aesthetic movement and diversified design of any facility. The line features 12 standard color combinations, plus our custom color combinations ability offers us to create nearly unlimited range of custom tile color. Matching color ramps are available to allow for a gradual transition from one (1") inch tile to the perimeter surface.


EliteTile's modular 24" x 24" x 1" tiles do not require adhesive and can be installed directly over existing floor finishes, enabling easier and faster installation than traditional glue-down systems. The unique dowel rod fastening system provides the ability to move or replace tiles as desired. The pedestal underside of EliteTiles also provides welcome relief for employees or trainers on their feet all day, while helping to re-route wires and cables beneath the surface to prevent clutter.



Black 9000



Blue 2010



Red 2041




Grey 2011



Yellow 2062



Blue 4010



Red/Grey 4041



Grey's 9581




Tan 9562



Blue 9510



Grey 9511



Dark Grey 9518

Elite Tile Specifications

Dimensions: 24" x 24"

Thickness: 1"

Weight: 16 lbs. each

Colors: 12 Standard
(plus Custom Colors Available)

Ramps: 1" h x 4" w x 48" l
(color to match tile)